

Boyd Group Income Fund

May 2017 Investor Fact Sheet



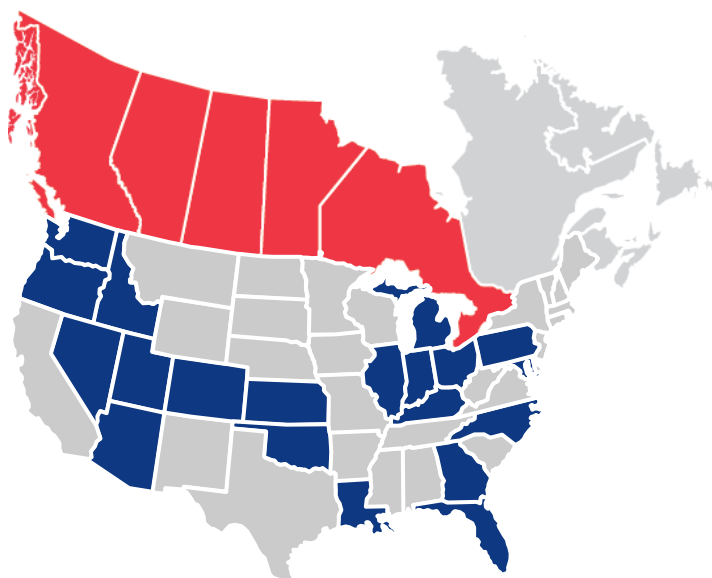
PROFILE

The **Boyd Group Income Fund** is an unincorporated, open-ended mutual fund trust created for the purposes of acquiring and holding certain investments, including a majority interest in The Boyd Group Inc. and its subsidiaries. The Boyd Group Inc., directly and through subsidiaries, is one of the largest operators of non-franchised collision repair centres in North America in terms of number of locations and one of the largest in terms of sales. The Company operates locations in five Canadian provinces under the trade name Boyd Autobody & Glass, as well as in 20 U.S. states under the trade name Gerber Collision & Glass. The Company uses newly acquired brand names during a transition period until acquired locations have been rebranded. The Company is also a major retail auto glass operator in the U.S. with locations across 31 U.S. states under the trade names Gerber Collision & Glass, Glass America, Auto Glass Service, Auto Glass Authority and Autoglassonly.com. The Company also operates a third party administrator, Gerber National Claims Services (“GNCS”) that offers glass, emergency roadside and first notice of loss services. GNCS has approximately 5,500 affiliated glass provider locations and 4,600 affiliated emergency roadside services providers throughout the U.S.

MARKET FACTS

TSX Symbol: BYD.UN
 Close Price (May 12, 2017): \$89.76
 52-week Range: \$71.60–\$92.75
 Units and Shares
 Outstanding: 18.3 million
 Market Capitalization: \$1,642.6 million
 Annualized Distribution: (per unit) \$0.516
 Current Yield: 0.6%
 Payout Ratio (ttm): 10.6%

COLLISION LOCATIONS



BOYD AUTOBODY & GLASS (CANADA)

↪ Manitoba	14
↪ British Columbia	13
↪ Alberta	12
↪ Saskatchewan	2
↪ Ontario	1


42 centers

GERBER COLLISION & GLASS (U.S.)

↪ Florida	57
↪ Illinois	54
↪ Michigan	47
↪ North Carolina	31
↪ Indiana	24
↪ Ohio	22
↪ Georgia	21
↪ Arizona	20
↪ Washington	20
↪ Colorado	17
↪ Maryland	10
↪ Oregon	10
↪ Louisiana	9
↪ Oklahoma	5
↪ Pennsylvania	5
↪ Utah	5
↪ Nevada	4
↪ Kansas	1
↪ Idaho	1
↪ Kentucky	1

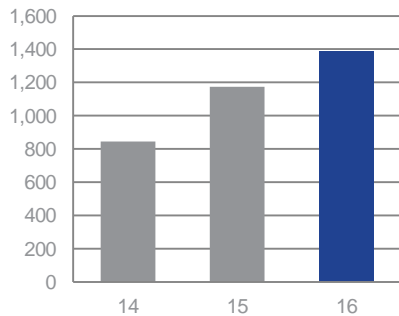
364 centers

BUSINESS STRATEGY

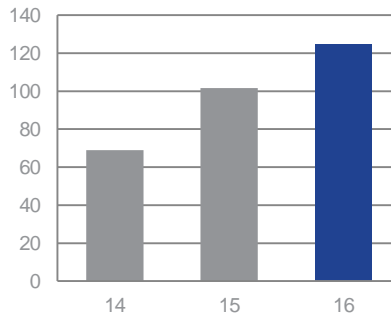


FINANCIAL SUMMARY

SALES (millions)



ADJUSTED EBITDA* (millions)



Three-months ended

(in C\$ millions, except per unit and % amounts)

	March 31, 2017	March 31, 2016
Sales	\$378.9	\$350.4
Gross Profit	\$173.1	\$158.1
Adjusted EBITDA*	\$32.8	\$29.5
Adjusted EBITDA Margin*	8.7%	8.4%
Adjusted Net Earnings*	\$13.9	\$12.8
Adjusted Net Earnings* per unit	\$0.771	\$0.714
Adjusted Distributable Cash*	\$15.3	\$3.8
Adjusted Distributable Cash* per average unit and Class A common share	\$0.836	\$0.207
Payout Ratio	15.4%	59.8%
Payout Ratio (TTM ¹)	10.6%	16.0%

*Adjusted EBITDA, Adjusted Net Earnings and Adjusted Distributable Cash are not calculations defined under IFRS. See the Fund's 2017 First Quarter MD&A for more information.

¹ Trailing twelve months

MANAGEMENT

Brock Bulbuck
CEO

Pat Pathipati
Executive Vice President & CFO

Tim O'Day
President & COO

TRUSTEES

Allan Davis (Chairman)

Dave Brown

Brock Bulbuck

Gene Dunn

Rob Gross

Violet A.M. Konkle

Tim O'Day

Sally Savoia

CONTACT INFORMATION

Corporate Headquarters
The Boyd Group Inc.
3570 Portage Avenue
Winnipeg, Manitoba R3K 0Z8
Tel: 204-895-1244
Fax: 204-895-1283
info@boydgroup.com
www.boydgroup.com

INVESTOR RELATIONS

Brock Bulbuck
CEO
Boyd Group Income Fund
204-895-1244
brock.bulbuck@boydgroup.com

Craig MacPhail
Investor Relations
NATIONAL Equicom
416-586-1938
cmacphail@national.ca

ANALYST COVERAGE:

Chris Murray
AltaCorp Capital

Jonathan Lamers
BMO Capital Markets

Mark Petrie
CIBC World Markets

Gavin Fairweather
Cormark Securities

Ben Jekic
GMP Securities

Bret Jordan
Jefferies

Elizabeth Johnston
Laurentian Bank Securities

Michael Glen
Macquarie Securities

Trevor Johnson
National Bank Financial

Steve Hansen
Raymond James

Ben Holton
RBC Dominion Securities

Vincent Perri
Scotia Capital

SUMMARY

STABILITY

+

GROWTH

=

UNITHOLDER VALUE

- ✓ Strong balance sheet
- ✓ Insurer preference for MSOs
- ✓ Recession resilient

- ✓ US\$36.4 billion fragmented industry
- ✓ High ROIC growth strategy
- ✓ Market leader/consolidator in North America

- ✓ Cash distributions/
conservative payout ratio
- ✓ 5-year total unitholder return of 742.4%

Focus on enhancing unitholders' value